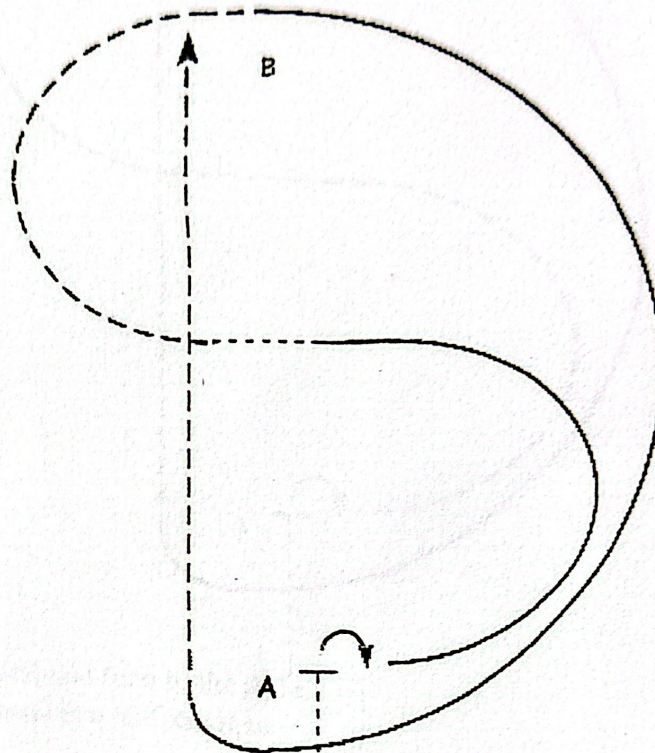


Sandhills Quarter Horse Show
Equitation (Youth, Amateur, and Select)
Sunday, May 5th



Be ready before A.

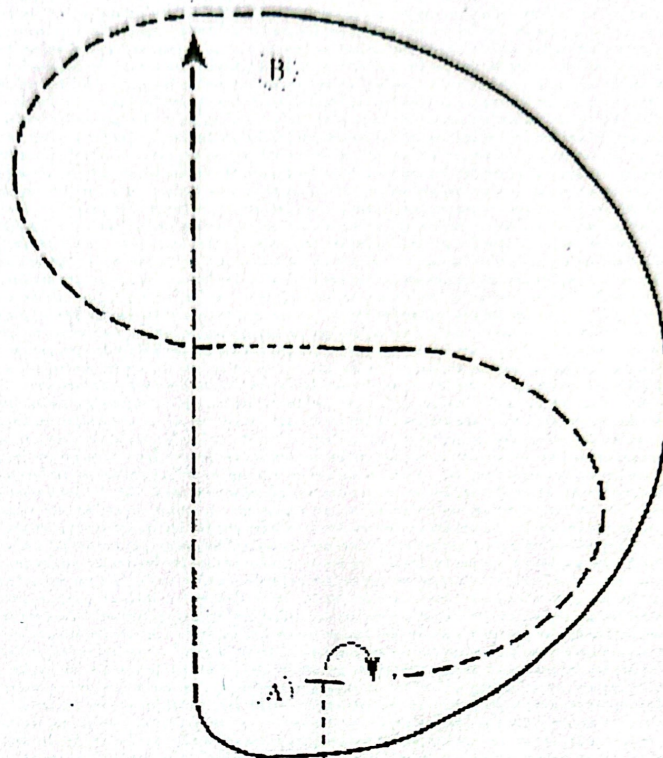
1. Walk to A.
2. Perform a 90 degree forehand turn to the right.
3. Canter on the left lead in a half circle to center of pattern.
4. Walk 2-3 horse lengths.
5. Sitting trot in a half circle to B.
6. Canter on the right lead to and around A.
7. Trot on the left diagonal to B.

Pattern is over once you pass B

Follow the instructions of your ring steward.

Walk	-----
Trot	- - - - -
Extended Trot	-----
Canter	-----
Lap Yield	
Lead Change	·
Back	←←←←←
Marker	u
Sidepass	▲ ▲
Hand Gallop	-----

Sandhills Quarter Horse Show
Equitation (Level 1, Non-Pro Green, and All Breed)
Sunday, May 5th



Be ready before A.

1. Walk to A.
2. Perform a 90 degree forehand turn to the right.
3. Trot on the right diagonal in a half circle to center of pattern.
4. Walk 2-3 horse lengths.
5. Sitting trot in a half circle to B.
6. Canter on the right lead to and around A.
7. Trot on the left diagonal to B.

Pattern is over once you pass B.

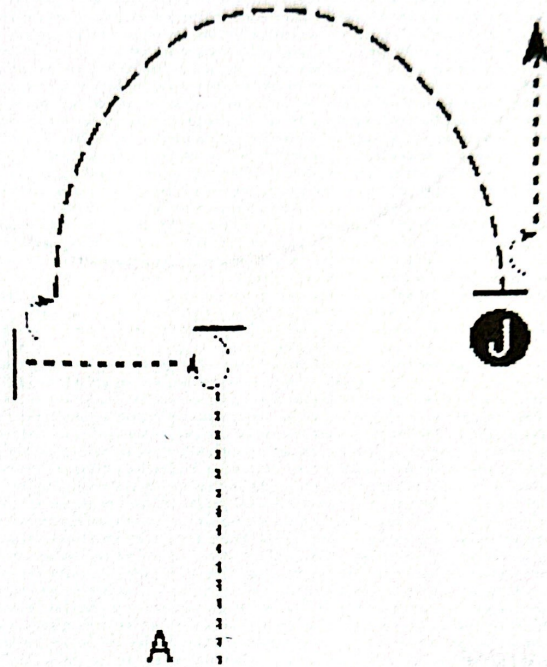
Follow the instructions of your ring steward.

Walk	-----
Trot	-----
Extended Trot	-----
Canter	-----
Leg Yield	
Lead Change	↕
Back	←
Stalker	↖
Slidepass	↖ ↗
Hand Gallop	-----

Sandhills Quarter Horse Show

Showmanship (Level 1, Non-Pro Green, and All Breed)

Sunday, May 5th



Be ready at A.

1. When acknowledged, walk until even with Judge
2. Stop and perform a 270 degree turn.
3. Walk approximately two horse lengths.
4. Stop and perform a 90 degree turn.
5. Trot in a half circle to Judge.
6. Stop and set up for inspection.
7. When dismissed, perform a 180 degree turn and walk straight away from judge.

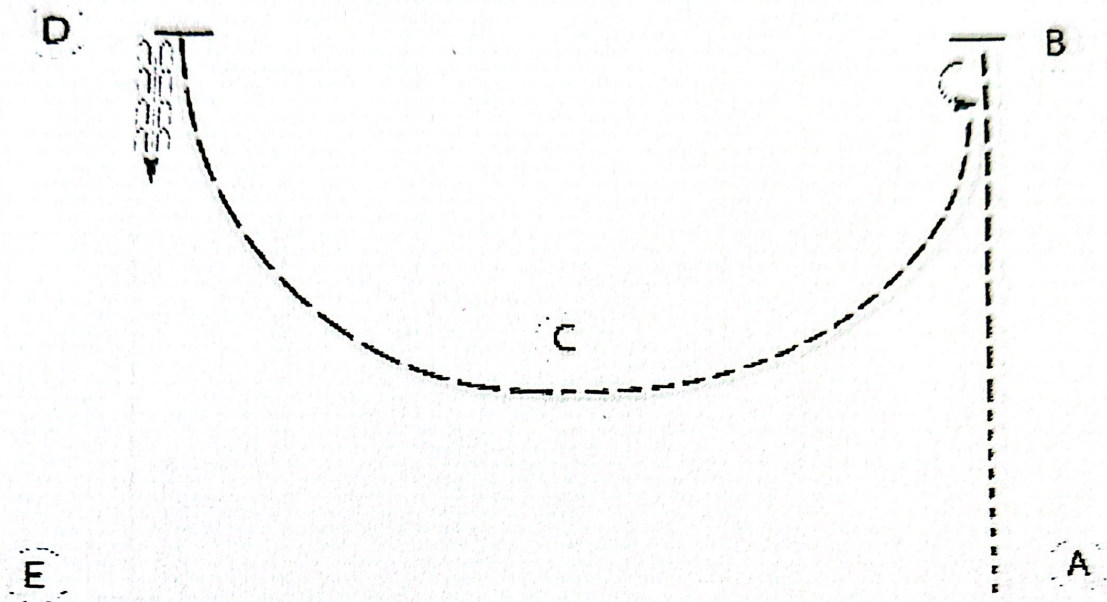
Follow the instructions of your ring steward.

Walk	-----
Trot	-----
Back	← ← ← ←
Marker	B.
Judge	ⓐ

Sandhills Quarter Horse Show

Horsemanship (All Walk/Trot)

Sunday, May 5th



Be ready at A.

1. Walk approximately two strides from A.
2. Jog to B.
3. Stop and perform a 180 degree turn to the left.
4. Jog a half circle to C.
5. Extend the jog to D.
6. Stop at D and back approximately one horse length.

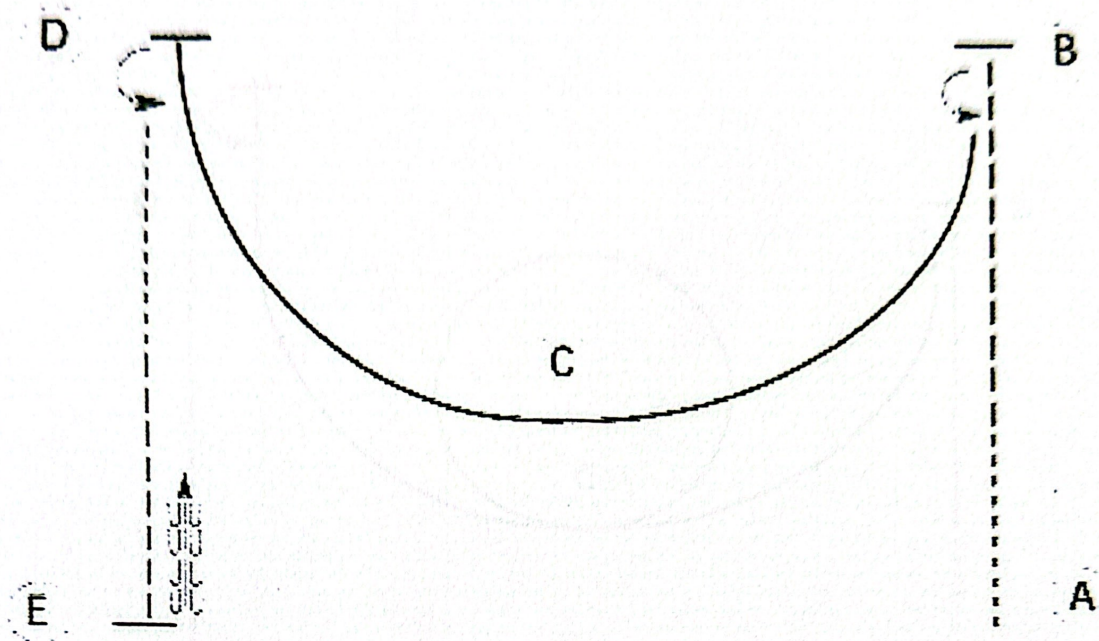
Follow the instructions of your ring steward.

Walk	-----
Jog	- - - - -
Extended Jog	-----
Lope	—————
Leg Yield	
Lead Change	↔
Back	←←←←←
Marker	(B)
Sidepass	←→

Sandhills Quarter Horse Show

Horsemanship (Level 1, Non-Pro Green, and All Breed)

Sunday, May 5th



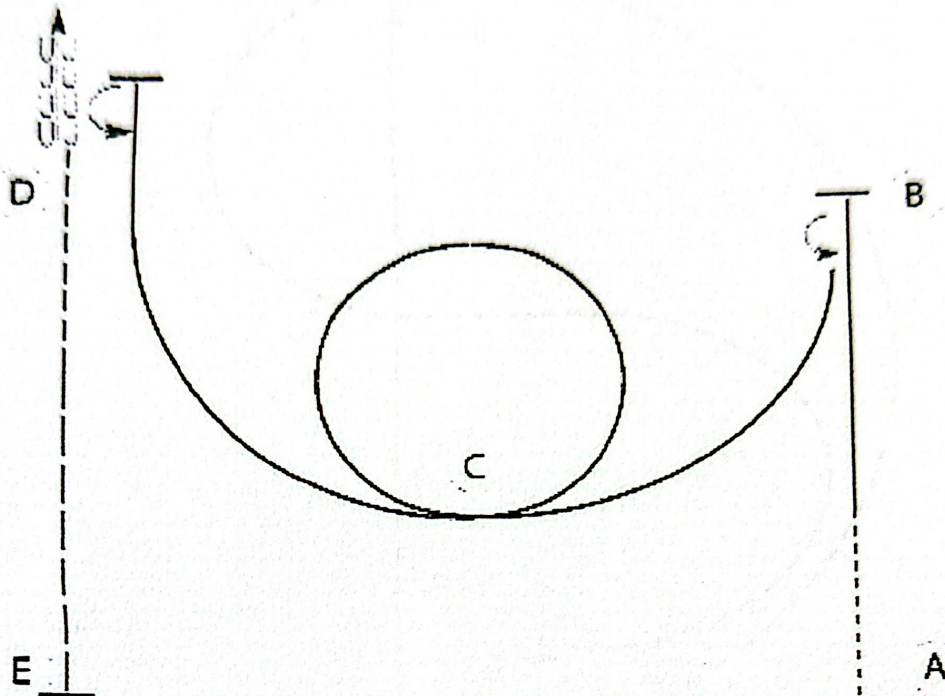
Be ready at A.

1. Walk approximately two strides from A.
2. Jog to B.
3. Stop and perform a 180 degree turn to the left.
4. Lope on the right lead around C and to D.
5. Stop and perform a 180 degree turn to the left.
6. Walk halfway to E.
7. Jog to E. stop and back approximately one horse length.

Follow the instructions of your ring steward.

Walk	-----
Jog	- - - - -
Extended Jog	— — — — —
Lope	—————
Leg Yield	
Lead Change	↔
Back	←←←←←
Marker	⊙
Sidepass	↔↔

Sandhills Quarter Horse Show
Horsemanship (Youth, Amateur, and Select)
Sunday, May 5th



Be ready at A.

1. Walk approximately two strides from A.
2. Lope on the left lead to B.
3. Stop and perform a 180 degree turn to the left.
4. Lope on the right lead to C.
5. Lope a circle with speed around C.
6. Slow to a lope and lope past D.
7. Perform a 180 degree turn to the left.
8. Back approximately one horse length.
9. Jog halfway to E.
10. Extend the jog to E.
11. Stop at E.

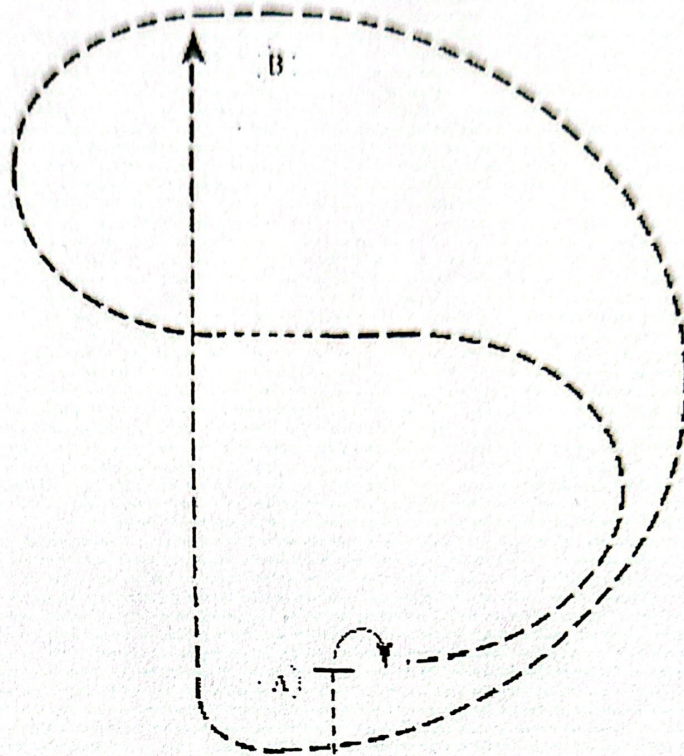
Walk	-----
Jog	-----
Extended Jog	-----
Lope	-----
Leg Yield	
Lead Change	↔
Back	←←←←←
Marker	B
Sidepass	← →

Follow the instructions of your ring steward.

Sandhills Quarter Horse Show

Equitation (All Walk/Trot)

Sunday, May 5th



Be ready before A.

1. Walk to A.
2. Perform a 90 degree forehand turn to the right.
3. Trot on the right diagonal in a half circle to center of pattern.
4. Walk 2-3 horse lengths.
5. Sitting trot in a half circle to B.
6. Trot on the left diagonal to and around A.
7. Continue the trot on the left diagonal to B.

Pattern is over once you pass B.

Follow the instructions of your ring steward.

Walk	-----
Trot	- - - - -
Extended Trot	-----
Canter	-----
Leg Yield	
Lead Change	↕
Back	←←←←←
Marker	• B •
Slidpass	▲ ▲
Hand Gallop	-----